






Ruota:

W200CV2H



Dati tecnici

Wheel flange diameter		200 mm
Larghezza ruota		45 mm
Lunghezza mozzo		57 mm
Foro asse		20 mm
Portata		1000 kg

